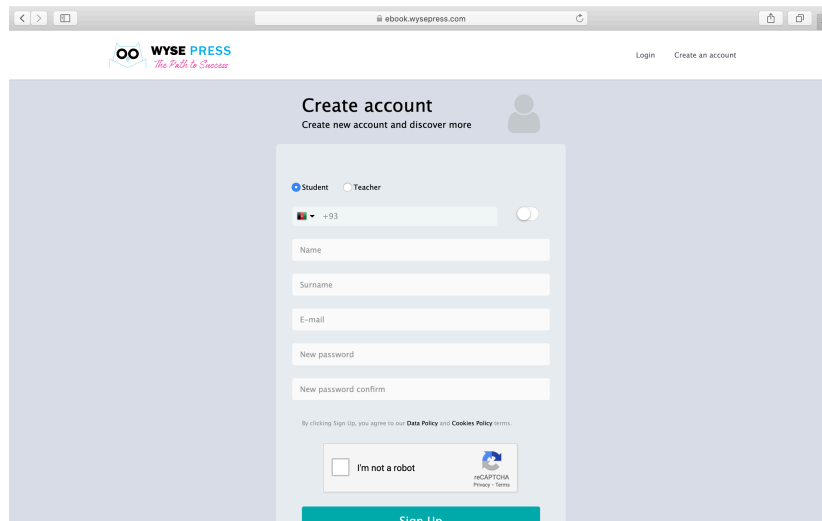


Wyse Press Interactive Teaching Software

Setup Instructions:

- Please create an account by clicking on the link below:

<https://ebook.wysepress.com/register>

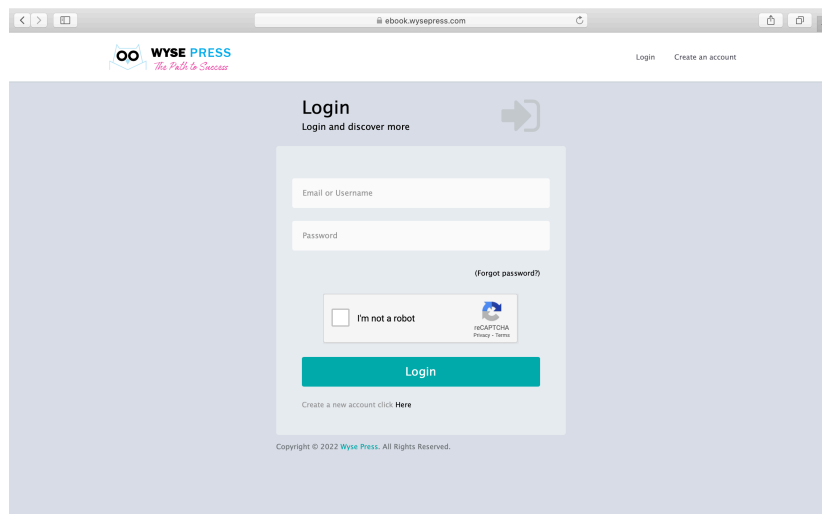


The screenshot shows a web browser window with the URL 'ebook.wysepress.com'. The page header includes the Wyse Press logo and the tagline 'The Path to Success'. Navigation links for 'Login' and 'Create an account' are visible. The main content area is titled 'Create account' and contains a registration form. The form has radio buttons for 'Student' (selected) and 'Teacher'. Below this is a country dropdown menu showing '+93'. The form includes input fields for 'Name', 'Surname', 'E-mail', 'New password', and 'New password confirm'. A checkbox for 'I'm not a robot' is present, along with a reCAPTCHA widget. A teal 'Sign Up' button is at the bottom of the form. A small note states: 'By clicking Sign Up, you agree to our Data Policy and Cookies Policy terms.'

After signing up, you will receive an e-mail confirming your registration.

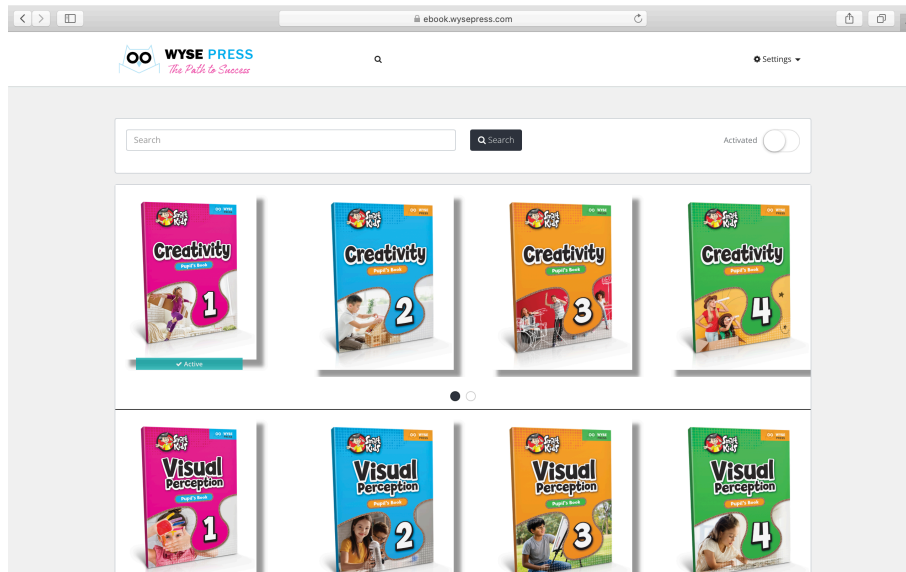
- Please click on the link in the confirmation e-mail to activate your account.
- You can now access the *Wyse Press Interactive Teaching Software* from the link below by logging in with your username and password.

<https://ebook.wysepress.com/Login>

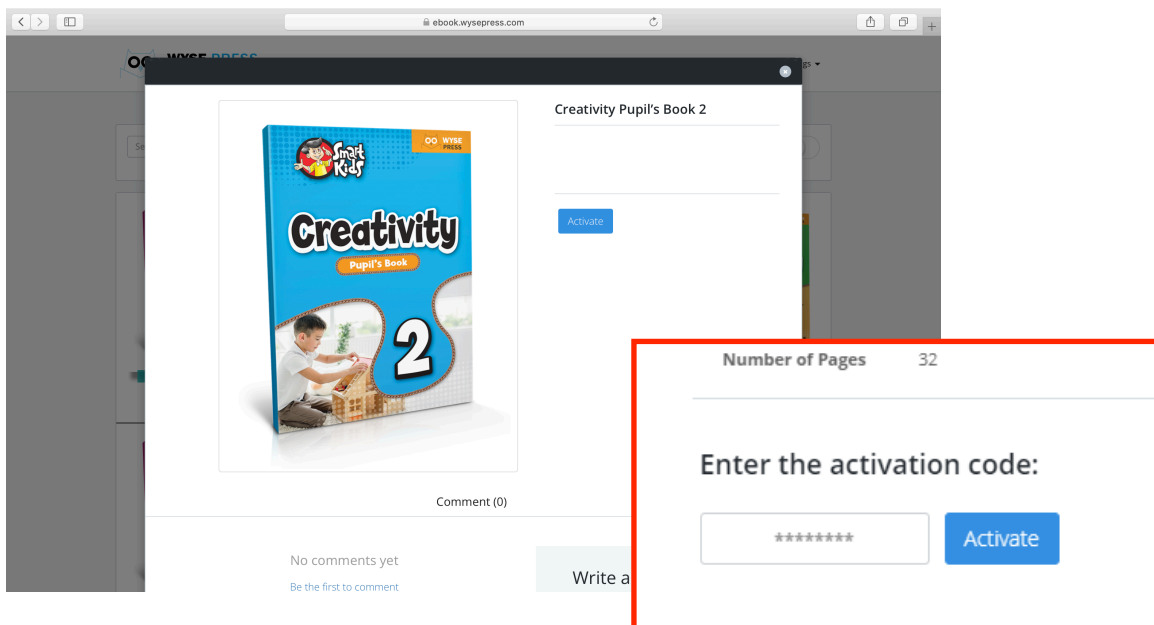


The screenshot shows a web browser window with the URL 'ebook.wysepress.com'. The page header includes the Wyse Press logo and the tagline 'The Path to Success'. Navigation links for 'Login' and 'Create an account' are visible. The main content area is titled 'Login' and contains a login form. The form has input fields for 'Email or Username' and 'Password'. A '(forgot password?)' link is located below the password field. A checkbox for 'I'm not a robot' is present, along with a reCAPTCHA widget. A teal 'Login' button is at the bottom of the form. A small note states: 'Create a new account click Here'. The footer contains the text: 'Copyright © 2022 Wyse Press. All Rights Reserved.'

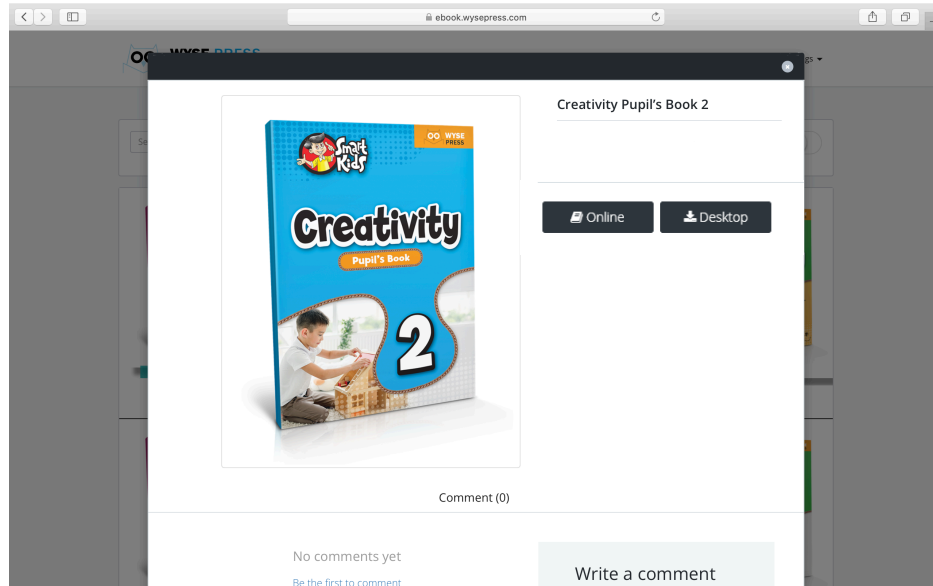
- After logging in, you will be able to see all the available digital books at the *Wyse Press Digital Platform*.



- Access codes for *Wyse Press Interactive Teaching Software* are available for *Smart Kids* series. Please contact a sales representative at info@wysepress.com
- If you have already got an access code, click on the book(s) you have purchased and please enter the activation code you have been provided with.




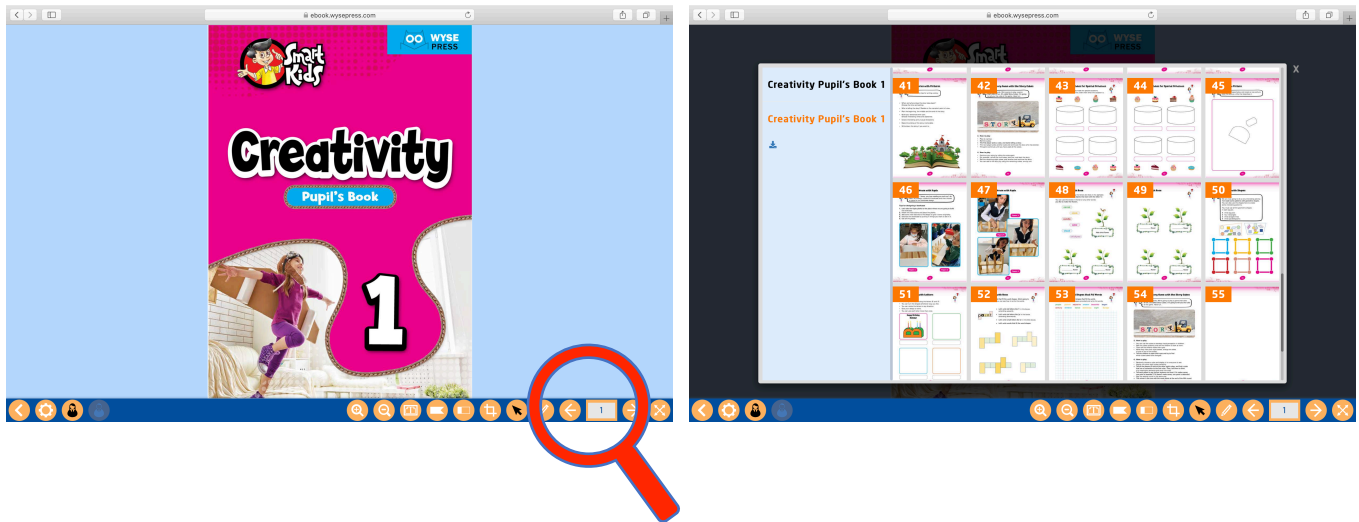
- You will now be able to use the digital book(s) either online or by downloading on to your computer (by clicking on the *Desktop* button). The teaching software can be accessed online via any internet browser.



Once downloaded, you don't need to be online to use the software. However, you will need to be connected to the Internet to log in with your username and password for the service to be activated. At this stage, please remember to tick the 'Remember Me' box so that you won't need the Internet to use the books next time.

USEFUL TIPS:

- By clicking on 'Go to Page', you can have a quick preview of the Pupil's Book and the Teacher's Book.



- For easy navigation between the books, use the icons shown below.

- **Bookmark tool lets you take notes for future reference. When you choose a bookmark from the menu, it will appear at the top of the page where you can write a note.**

